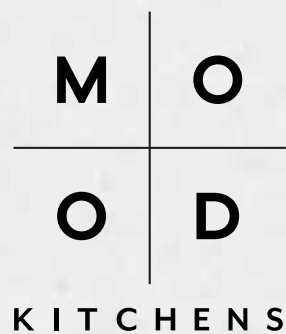


M | O | O | D

KITCHENS





Welcome...

MOOD Kitchens are a second-generation family business providing our trade clients with stunning fitted home interior furniture delivered to site. Our award-winning design team specialise in fitted kitchens, bedrooms, and complimentary living space furniture. We offer these high-quality ranges at attractive prices.

We work with our clients designing dream spaces with luxury fitted furniture at affordable prices. Our award-winning complimentary design service ensures you receive fitted made to measure furniture that is perfect for the space. Our customers often feedback to us stating our design service to be top-notch. We are happy to work with trades or the end user.

Where physically possible, our products are delivered to site ready assembled so you aren't dealing with flatpack furniture, saving you time and therefore money as the fitter can start installing straight away! Over 90% of our cabinets come with the doors already fitted. Our customers often comment on the quality of our furniture and mention that their fitter is equally as impressed. All of our fitted furniture is made in the UK, and we love to work with businesses that share our ethos. MOOD furniture is stocked in a number of specialised retailers in the UK.

As an independent family business, we can offer various ranges of fitted furniture and therefore are constantly evaluating our product families, ensuring that we can offer a great selection in our product family whilst maintaining the highest of quality. This extends to our choice of internal components, ensuring each piece of fitted furniture supply has the quality to match internally.



GENERAL INFORMATION 02-09, 82-107

Some important factors to consider when choosing your kitchen:

Lifestyle, Design & Quality.....	02
Internal Solutions.....	04/82
Beyond the Kitchen	06
LED Lighting	08/86
Kitchen Ranges (at a glance)	90
Handles.....	92
Handleless Rails.....	104
Furniture Legs	104
Kitchen Door Care & Maintenance	106

TIMELESS ELEGANCE 10-39

A sophisticated collection of timeless classics.

Hartland	12
Hereford.....	16
Linwood.....	20
Lawley	28
Senna	32
Sorrento	34
Sorrento Beaded	38

CONTEMPORARY CHIC 40-81

A stylish collection of ergonomically designed kitchens.

Lawley	42
Wellington.....	46
Linwood.....	52
Hartland	54
Hereford.....	56
Lamorna Gloss	58
Lamorna Matte	64
Verona Gloss.....	70
Verona Soft-Matte.....	74

Uniquely Yours

LIFESTYLE

Never before has there been more opportunity to create the ultimate kitchen, based on your lifestyle. With a myriad of choice available including various door styles, colours, textures and accessories, you can devise a space that directly reflects your personality and the way you choose to live your life. Whether you have a desire for contemporary styling or want to steep yourself in traditional comfort, your own 'personal' kitchen can be realised.

DESIGN

Not to be underestimated, the design of your new kitchen is one of the most important decisions you can make. A fusion of cabinet & appliance layout, feature accessories, colour combinations and finishes, the choices you make will affect how you enjoy your kitchen for many years to come. Luckily we offer plenty of options!

QUALITY

Quality should be an integral aspect of any kitchen you choose to purchase regardless of budget. Whether it is the construction, finish or design detail of our ranges, you can be sure that premium quality is our top priority. With this in mind you are free to concentrate on the look and feel of your new kitchen, confident that the quality is ingrained.



Internal Solutions

Whether you have a larger kitchen or less space to work with, there'll always be those dreadfully bulky items which prove a pain to store or other everyday items which aren't as accessible as they could be.

Our range of indispensable internal solutions allows you to achieve an organised, practical kitchen without compromising on its aesthetics. From pull-out corner storage to integrated waste bins, we have an ideal solution to suit your everyday needs.



Beyond the kitchen

Open plan living spaces are becoming ever more popular for the sociable, warm and open atmosphere they encourage and their multi-functional nature. Our 'Beyond the Kitchen' concept allows ease of continuity between various living zones with the introduction of complementary furniture pieces such as media units, sideboards, coffee and side tables.

Throughout the brochure you will also find fabulous examples of pantries, bootrooms, laundry rooms and home offices, all of which combine clever functionality with stunning creative design.



LED Lighting

As kitchens are increasingly performing on a multi-functional level, adequate lighting is essential. A cleverly designed lighting scheme has the power to transform a kitchen into a truly impressive space that sets the mood for cooking, dining, relaxing and entertaining. A diverse range of LED lighting options are available to ensure your kitchen design is taken to the next level in terms of both style and practicality.

Timeless Elegance

Timeless Elegance represents enduring sophistication and luxury with kitchens that will last and last. This classic collection brings traditional elements to the fore resulting in a stylish yet homely kitchen space that feels like it has always been there.

HARTLAND

Inspired by the simple beauty of the traditional shaker design, Hartland combines a slim frame with a smooth painted finish to create something truly impeccable. A contrasting palette of muted and rich tones works harmoniously with design elements such as double panel doors, plain dresser frames, an overmantle shelf and beaded panelling to create a truly majestic kitchen space.



- 1 Hartland painted Heritage Green and Porcelain. A beautiful yet functional integrated pantry features double panel doors. Worktop is Dekton Stonika Xgloss Collection Natural18c2 and backsplash is Rough Old Glass Vintage.
- 2 Large island featuring butchers block in solid Oak with moulded modern plinth. Incorporate a bespoke ice bucket recessed into the worktop for an added touch of luxury.
- 3 Dedicated home office space in Heritage Green. Plain glazed frames and beaded panelling add character to create the perfect work environment.

Handle: K1-218 (See page 98).

EXPRESS COLOURS





1



3

- 3 Integrated pull-out bin in an Anthracite and Silver Steel finish. Features four compartments for an efficient, concealed way to manage everyday waste.
- 4 A stunning recessed feature dresser which incorporates tall triple panel doors and plain glazed frames, perfect for maximising storage and displaying everyday kitchen items. Incorporate LED downlights for a soft, ambient glow.



2

- 1 Hartland painted Marine and Light Grey. Back wall features canopy with arched legs nestled between beaded panelling for authentic country style living. Multi-functional L-shaped island features end pastry bench and an integrated dining space. Worktop and splashback is Corian Antarctica.
- 2 Bookcase in Light Grey with inset Oak shelving frames the dining space.

Handles: K1-267 and K1-270 (See page 95).



4

HEREFORD

Hereford’s slim frame, sloped internal profile and v-groove detailing offers a unique design that can adapt to suit both contemporary and traditional styling. Featuring glazed doors, open shelves and a mock inframe design to create interesting focal points, Hereford is available in six stunning colours that will easily bring your dream kitchen to life.



EXPRESS COLOURS

	Porcelain
	Light Grey
	Cashmere
	Dust Grey
	Indigo
	Graphite



- 1 Hereford Indigo kitchen featuring a long window seat with storage, spice rack fronted extractor unit and open shelves with stainless steel rail details. Units are framed with universal moulding to create a traditional inframe look. Worktop is Dekton Bergen.
- 2 Glazed dresser unit with open shelves.
- 3 Hereford utility features a raised washing machine with handy pullout shelf below. Other features include tall broom cupboards, laundry rail and wall unit with single glazed feature doors, open shelves and stainless steel rail.

Handle: K1-259 (See page 98).





- 1 Hereford Kitchen in Light Grey is complemented with a solid Oak timber worktop and open shelves. The island features wide pan drawers and an open shelf in Light Oak. Worktop is Silestone Et Statuario.
- 2 Tall larder units with single glazed feature doors.
- 3 Wide sideboard with open shelves in Light Oak.

Handles: K1-272 and K1-269 (See page 95).



- 1 Hereford Kitchen in Porcelain and Cashmere displaying feature plinth, open shelves and walk in pantry with wicker baskets. Worktops are Cosentino Colonial White and solid Oak timber.
- 2 A wide sideboard in Cashmere offers ample storage in the dining area and complements the kitchen perfectly.

Handles: K1-257 and K1-255 (See page 98).



LINWOOD

Push the boundaries of country style living by opting for bold colours and textures as shown in this coastal retreat. With its v-groove door design, grained finish and array of accessories, Linwood is ideal for those seeking a stylish, yet durable kitchen for busy family lifestyles.



EXPRESS COLOURS

	Porcelain
	Ivory
	Mussel
	Light Grey
	Cashmere
	Dust Grey
	Heritage Green
	Indigo
	Graphite



- 1 Linwood in Light Grey & Dust Grey. The small multi-purpose island provides additional worktop space, storage and an area for casual dining. Worktop is Silestone Nubula Halcyon and backsplash is Hoxton White Gloss Porcelain tiles.
- 2 Feature glazed frames with modern cornice detailing.
- 3 A walk-in pantry featuring a stylish mix of open shelving and base units. Under shelf LED strip lighting makes for a practical addition in a darker, smaller space.
- 4 Complementary coffee table in Light Grey.
- 5 A clever use of space in this entrance hallway with an integrated bench seat which provides additional storage.

Handles: K1-357 and K1-358 (See page 99).





1 A spacious Linwood kitchen in Indigo featuring a solid Oak open shelf and large island with breakfast bar. Also includes tall cabinets with integrated fridge and freezer. Worktops are Dekton Aura15.

Handles: K1-361 and K1-362 (See page 99).



2 Cosy dining area makes the perfect space for family living and entertaining friends.



- 1 Linwood in Cashmere creates a warm cosy feel to this compact kitchen which opens up onto the patio for outside dining. Worktop is solid Oak timber.
- 2 A tall dresser unit creates the perfect larder. Extra storage is provided with decorative open shelves.
- 3 A beautiful console table complements the kitchen providing decorative and practical storage.
- 4 Adding an underplinth below the doors, enhances the overall streamlined design of this shaker range.

Handle: K1-259 (See page 98).



- 1 Linwood kitchen in Graphite featuring simple linear styling. Worktop is Dekton Sirocco.
- 2 Coffee table in Graphite complements the kitchen.

Handle: K1-279 (See page 102).



- 1 Stylish freestanding sideboard in the dining area with brushed chrome legs.
- 2 Linwood Porcelain featuring tall larder units and central island. Worktop is Silestone Snowy Ibiza.

Handle: K1-279 (See page 102).
Furniture Legs: Brushed Chrome (See page 104).



LAWLEY

The stunning simplicity of the Lawley shaker style door is accentuated by its narrow frame for a decidedly modern look. This door is accompanied by a host of accessories that will expand your design options to create a kitchen that meets all your expectations.



- 1 Lawley kitchen painted Marine and Stone. Also shows beautiful end panels on the island, created with pilasters and feature plinth. Worktops are Dekton Valterra Ultra Compact (island) and Dekton XGloss Tundra Ultra Compact (base units and dresser).
- 2 A welcoming entrance with cloak and bootroom featuring seating and storage.
- 3 Dresser displaying glazed frames and drawers with an acute angled cornice.
- 4 Island featuring under plinth and narrow pilasters to create a 'framed' look. Also shows walk in pantry featuring base units and open shelves painted Stone.

Handles: K1-195 and K1-198 (See page 97).



EXPRESS COLOURS

	Porcelain
	Light Grey
	Stone
	Dust Grey
	Heritage Green
	Marine
	Graphite





1



1 Lawley kitchen painted Light Grey. Also shows use of universal pilaster to create an 'inframe' look and plain glazed frames on worktop dressers and on top of the larder unit on far right. Worktop is Dekton Entzo Ultra Compact.

Handle: K1-210 (See page 98).



1 Lawley kitchen painted Dust Grey. Features suspended island supported by chunky posts. Worktop is Silestone Eternal Charcoal Soapstone quartz on island and Silestone Eternal Serena quartz on back run.

Handle: K1-206 (See page 96).




1

SENNA

The ornately constructed Senna door with its moulded, raised centre panel will bring your rural space to a different level. Available in Light Oak and Ivory with a large range of specially appointed accessories, the number of design possibilities are endless with this classically elegant kitchen.



EXPRESS COLOURS



- 1 Senna in Light Oak and Ivory combines lots of rich tones and textures creating a feeling of cosiness and homeliness. Worktops are Dekton Milar.
- 2 Dresser with solid Oak wine glass holder and wine rack.
- 3 Extra storage and seating are cleverly incorporated with cushioned window seats.

Handles: K1-214 and K1-218 (See page 98).



SORRENTO

Effortlessly chic and stylish, the Sorrento shaker door with v-groove makes an impressive statement with its simple detailing and selection of accompanying designer accessories. Classic in both function and form Sorrento will fit happily into any sized space to bring you a kitchen that works hard and looks fabulous.



1

EXPRESS COLOURS

	Light Oak
	Porcelain
	Ivory
	Mussel
	Light Grey
	Sage Green
	Stone
	Dust Grey
	Marine



- 1 Sorrento kitchen in Light Oak and painted Ivory featuring a working overmantle and open shelves in Light Oak to complement the elegant island. Moulded skirting plinth and traditional cornice combine to add opulence to this classic kitchen. Worktops are Silestone Et Calacatta Gold.
- 2 This magnificent dresser/media unit is the perfect solution to complete this traditionally styled, open plan living space.

Handles: K1-268 and K1-271 (See page 95).



2



1



- 1 For a traditional look with a modern twist, opt for a mock inframe style. You can also introduce a funky floor design using a multi coloured geometric pattern.
- 2 Sorrento kitchen painted Light Grey with Dust Grey island unit. Also shows open display wall shelving with decorative brackets. Island is embellished with feature end panels. Worktops are Dekton Valterra Ultra Compact (back run) and Silestone Kensho quartz (island).

Handle: K1-206 (See page 96).



1



2

- 1 Sorrento kitchen painted Porcelain and Marine is used to create a modern twist to a traditional setting. Window seats make a stunning and practical storage solution. Worktop is Dekton Kovik.
- 2 Sideboard featuring moulded skirting plinth.
- 3 The T&G feature on the compact island with breakfast bar and open shelves in Light Oak is reflected on the wall run to enhance the simple styling of the Porcelain units.

Handles: K1-256 and K1-258 (See page 98).



3



2

SORRENTO BEADED

Often seen in a more traditional setting, Sorrento Beaded is successfully used here to add a more eclectic look and feel to this contemporary open plan living space. Open shelving features heavily to add practical and decorative storage and gives this modern area a sense of warmth and homeliness.



1

EXPRESS COLOURS

	Light Oak
	Porcelain
	Ivory
	Mussel
	Light Grey
	Sage Green
	Stone
	Dust Grey
	Marine



2

- 1 Sorrento Beaded kitchen painted Marine creates a dramatic element to this modern rural home. Make a real statement with tall triple panel doors, functional as well as beautiful. Worktop is Caesarstone Supernatural 5143 White Attica.
- 2 This sideboard painted Marine shows off the beautiful grain finish and beaded profile of the Sorrento Beaded door.

Handle: K1-277 (See page 102).

Contemporary Chic

Created without compromise, the contemporary collection provides a dream setting for those who appreciate the benefits and beauty of ergonomic design. Usually occupying a bright and airy space and using stylish finishes and minimalist features, we show what is needed to build your modern paradise.



LAWLEY

The sophistication of the Lawley door is given a dynamic injection of colour to create a decidedly modern look. Its painted grained finish and narrow framed shaker style door in rich Heritage Green works in harmony with contrasting textures such as marbled stone, natural wood and exposed brickwork.



EXPRESS COLOURS

Porcelain
Light Grey
Stone
Dust Grey
Heritage Green
Marine
Graphite



- 1 Lawley Heritage Green kitchen featuring a multi-functional island with integrated seating, perfect for dining or entertaining. Worktop and backsplash is Calacatta Borghini marble slab.
- 2 Keep everyday items concealed with clever hallway storage that blends beautifully with other areas within the home. Featured T & G panelling lends to the rustic country styling.
- 3 A hidden home office with bespoke pocket doors.
- 4 Custom built full height media wall featuring glazed doors and decorative shelving.

Handles: K1-330 and K1-331 (See page 100).



- 1 Lawley painted Light Grey and Graphite. Create perfect symmetry with Light Grey tall height units and integrated ovens on opposing sides of the hob area. Oversized island in Graphite creates a focal point which offers additional seating, a preparation area with integrated sink and feature glazed frames. Worktop and upstand is Calacatta Moonlight.
- 2 In keeping with the true hallmarks of Victorian architecture, opt for an integrated window seat and pair with parquet flooring, a bold contrast to the modern worktop and stark colour palette.

Handles: K1-363 and K1-364 (See page 100).



- 3 Opt for feature glazed feature doors and LED under cabinet lighting for a touch of warmth. Extra wide drawers at the hob area provide easy access to large pots and pans.
- 4 Compact recessed workstation in Light Grey with accompanying tall height cabinets for maximum storage. Desktop and shelving is Lapidia Calacatta Moonlight Marble Slab.

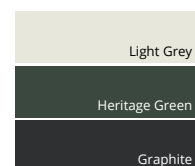


WELLINGTON

Thanks to the unique design of the Wellington range, it flawlessly fuses with the endless design opportunities split level living offers. Natural materials provide a magnificent contrast with the deep rich hues of Heritage Green.



EXPRESS COLOURS



- 1 Extra wide pan drawers lend to the overall, linear streamlined look in this contemporary space. Recessed bench seating and feature glazed doors utilises every inch of space and adds to the overall aesthetics. Worktop and backsplash is Dekton REM in White. Panelling on island is Egger Light Grey Chicago Concrete.
- 2 Modest walk-in pantry features open Oak shelving and ample base unit storage, making everyday items easily accessible.
- 3 A stylish, functional home office featuring plain glazed frames and LED lighting.
- 4 A cosy snug area cleverly designed to maximise storage in even the smallest of spaces.





- 1 A contemporary twist on the classic shaker, Wellington's painted grained finish and integrated handle design works exquisitely in this small, contemporary space. Features glazed doors and open shelving. Worktop is Egger Anthracite Jura Slate. Backsplash is Black Alalpardo tiles.
- 2 Don't let small spaces limit your design possibilities. Incorporate a bespoke bar area to include tall cabinets, an integrated wine cooler and glass holders; a luxurious addition to modern day living.



- 3 Side table in Graphite with Egger Anthracite Jura Slate worktop.
- 4 An ergonomically designed Home Office provides a neat workstation with ample storage while complementing other areas in the kitchen/living space.

Furniture Legs: Brushed Chrome (See page 104).





- 1 This Wellington kitchen painted Light Grey makes a feature of the original fireplace by adding base units in the alcoves. Worktops are Dekton Splendor and solid Oak timber.
- 2 Wellington's sleek linear design is accentuated here with the use of wide pan drawers throughout the island and in the chimney breast alcoves.
- 3 Tall units provide ample storage and cleverly house the fridge and freezer to retain a sleek and linear look.



LINWOOD

The perfect example of how a small L-shaped kitchen can create maximum impact. Linwood in rich Heritage Green is beautifully paired here with brass metallic accents. Available in 9 trendsetting colours, this shaker style door features a stunning grained finish and v-groove detailing for added depth.



1



2



3



EXPRESS COLOURS

Porcelain
Ivory
Mussel
Light Grey
Cashmere
Dust Grey
Heritage Green
Indigo
Graphite



- 1 Tall larder units and snug bench seating with drawer storage are ideal features where space is at a premium. Worktop is 5101 Empira Black, backsplash is Brass finish.
- 2 Symmetrical paired drawer packs surround the oven with microwave and warming drawer. Floating wall units help to create a more open space while housing the built-in extractor.
- 3 Transform your hallway into a practical but welcoming space. Bench seating and drawer storage is finished off beautifully with wall panelling for extra character.

Handles: K1-382 and K1-383 (See page 101).

HARTLAND

A simple shaker design with an ultra-modern twist, Hartland takes flair and panache to the next level through a bold colour choice, industrial styling and a rich brass handleless rail. The stunning room architecture creates a seamless transition from the indoors to the outdoors and naturally accentuates the Heritage Green paint colour.



EXPRESS COLOURS

Porcelain
Light Grey
Heritage Green
Marine

- 1 Hartland painted Heritage Green. Features Handleless rail system in a contrasting rich metallic brass finish. Worktop is Dekton Natural Collection Rem (back run) and solid Oak (island).
- 2 Floor to ceiling tall housing with integrated oven tower for a streamlined look.
- 3 A fusion of natural solid Oak combined with exposed brick and industrial styling creates a stunning contrast of materials.
- 4 Continue with the streamlined look with uninterrupted lines on the multi-functional island unit.
- 5 Contemporary room architecture beautifully merges the outdoors with the indoors through the inclusion of a quirky window hatch, perfect for alfresco dining and entertaining.

Handleless Rail: Brass, other finishes available (See page 104).

HEREFORD

Hereford perfectly occupies this townhouse setting and proves that small spaces don't have to compromise on design. It's narrow frame, v-groove detailing and durable smooth foil finish creates the ideal balance of style and practicality. Choose from six stunning colours and a variety of accessories to create a modern, chic living space.



EXPRESS COLOURS

	Porcelain
	Light Grey
	Cashmere
	Dust Grey
	Indigo
	Graphite



- 1 Hereford kitchen in Graphite. Feature glazed frames and a contemporary breakfast bar design creates the illusion of more space. Split level open plan living means you can seamlessly integrate your kitchen style into other areas of the home such as the adjacent dining area. Worktop and splashback is Kronospan Dark Terrazzo Marble Postformed SU K102.
- 2 Full height units and recessed feature frames with accompanying worktop space works as a striking yet functional addition to the main kitchen area.
- 3 An extravagant drinks dresser featuring integrated wine cooler, and feature glazed doors with ambient LED lighting creates the ultimate hub for entertaining.
- 4 Utilise every inch of space in the tightest of areas by opting for bench seating with drawer storage.

Handle: K1-391 (See page 103).

LAMORNA GLOSS

A fine example of open plan living where the versatility of Lamorna Gloss, with its linear J-handle, is easily applied to create seamless styling from the kitchen to the home office, situated in the magnificent, light filled mezzanine.



EXPRESS COLOURS

	White
	Porcelain
	Light Grey
	Cashmere
	Dust Grey
	Graphite



- 1 Lamorna Gloss kitchen in Light Grey features recessed full height appliance housing units including floating wall and full height larder units. Worktop is Corian Domino Terrazzo.
- 2 In this home office, located on the mezzanine floor, the natural warm colour palette provides a calming influence.
- 3 External feature posts on the island allow for the continuous flow of the Lamorna J-handle below the worktop.



- 1 Lamorna Gloss in White and Lawley painted Dust Grey. Worktop is Dekton Keon Ultra Compact.
- 2 A waterfall worktop forms a compact breakfast bar.
- 3 Internal and external corner posts provide a continuous linear design.

Handle: K1-205 (See page 96).



- 1 Detail showing open curved door with integrated J-handle exposing colour matched internal shelving.
- 2 Lamorna Gloss Cashmere. Island features LED flexible strip plinth lighting for the ultimate designer look. Worktop is Belgium Bluestone Limestone.

1



3



2



- 3 Integrated appliances framed by decorative shelving with feature LED lighting.

LAMORNA MATTE

A resounding favourite for those seeking a contemporary space, Lamorna Matte painted offers a silky, durable and blemish free finish. Coupled with Lamorna's cutting-edge design and extensive colour options, you have a kitchen that meets your practical needs as well as your aesthetic demands.



- 1 Lamorna Matte Cashmere. For a zoned living space, opt for internal glass critall doors which gives the illusion of more space. Add open shelving as an additional feature for storage or to act as a decorative display. Worktop and upstand is Silestone White Arabesque.
- 2 Achieve this ultra-modern light and airy space through a combination of soft muted colours and a simple design layout. The linear wall panelling and rich marble worktop create a statement designer look.
- 3 Pull-out bin in Anthracite and Silver Steel featuring two compartments, perfect for separating everyday waste and recyclables.
- 4 This compact study nook doesn't compromise on storage through a clever combination of drawer, cupboard and tall cabinetry resulting in a practical yet inviting work station.

EXPRESS COLOURS

White
Porcelain
Light Grey
Cashmere
Dust Grey
Marine
Graphite





- 1 Lamorna Matte painted Marine is used here in a dramatic tone on tone room setting. The linear simplicity of Lamorna sits perfectly with the contrasting eclectic styling. Worktop is Dekton Vera.
- 2 Continuing with the tone-on-tone theme the living space is furnished with a Lamorna Matte media unit which is detailed with antique brass legs.

Furniture Legs: Antique Brass (See page 104).



1



2

- 1 Lamorna Matte painted Light Grey (wall and base units) and Dust Grey (island). Traditional meets modern with ornately styled home decor sitting harmoniously alongside contemporary kitchen cabinetry. Worktop is Boston Concrete.
- 2 Graphite coffee table with angular brushed chrome legs complement the dark tactile feel on the unit.
- 3 Wall hung contemporary media unit painted Dust Grey and Graphite features open shelves and spot light.

Furniture Legs: Brushed Chrome (See page 104).



3

VERONA GLOSS

Visually stunning as well as virtually indestructible, Verona Gloss provides a mirror-like finish that will complement any space it occupies. Available in six shades, this kitchen provides the perfect blank canvas for you to inject your own personality and style.



EXPRESS COLOURS

White
Porcelain
Light Grey
Cashmere
Dust Grey
Graphite

- 1 Verona Gloss in White with integrated appliance unit in Light Grey. Dual level island creates ample seating space. Worktops are White Marble and solid Oak.
- 2 Contemporary display unit featuring open shelves.

Handle: K1-164 (See page 101).





1



1



1 Verona Gloss Dust Grey featuring handleless rail system. Cashmere wall unit shows how different colours work together to provide stunning results.



1 Verona Gloss in Porcelain and Graphite with handleless rail in aluminium finish. Worktops are Silestone Lyra quartz (back run) and Silestone Negro Anubis quartz (island).

Handleless Rail: Aluminium, other finishes available (See page 104).

VERONA SOFT-MATTE

The adaptability of Verona’s slab design allows for a myriad of possibilities to create a truly aspirational kitchen. Its super smooth finish seen here in Indigo creates the perfect base for adding rich, contemporary styling. The design possibilities are truly endless!



EXPRESS COLOURS

	White
	Porcelain
	Light Grey
	Cashmere
	Dust Grey
	Indigo
	Graphite



- 1 Verona Soft-Matte in Indigo featuring handleless rail system with trendy brass metallic finish. Worktop and upstand is Silestone Classic Calacatta.
- 2 Seamless linear look achieved by the sleek handleless rail and bank of drawers across the full length of base units.
- 3 Integrated dishwasher cleverly framed with handleless rail for a truly streamlined look.

Handleless Rail: Brass, other finishes available (See page 104).



- 1 Verona Soft Matte Cashmere and White with handleless aluminium rail. Inspired by Scandinavian influences of wood and signature muted tones, this trademark look achieves a perfect fusion of style and practicality. Worktop and upstand is Silestone Royal Reef.
- 2 Multi-functional island unit in White, featuring extra wide drawers for optimal storage and a streamlined appearance.

Handleless Rail: Aluminium, other finishes available (See page 104).



- 3 Open shelves act as a fresh alternative to internal drawers. The Oak finish provides a premium quality look resulting in a truly unique design feature.
- 4 Carry the minimalist look through to the adjacent laundry room. Incorporate integrated appliances at eye level for everyday convenience and frame with tall doors to maximise storage.



- 1 Verona Soft-Matte Light Grey and Graphite. Worktops are Silestone Lagoon quartz (back run) and Silestone Eternal Emperador quartz (island). Also shows handleless rail system with aluminium finish.
- 2 A Verona Soft-Matte sideboard in Graphite with push to open doors and drawers, adds another focal point in this contemporary living space.

Furniture Legs: Brushed Chrome (See page 104).
Handleless Rail: Aluminium, other finishes available (See page 104).



- 1 Handleless aluminium rail system dispenses the need for handles in this contemporary set.
- 2 Verona Soft-Matte Indigo and White. Worktop is custom made concrete. The mood provoking Indigo cabinets with cool concrete slab contrast beautifully against the crisp White cabinets.

Handleless Rail: Aluminium, other finishes available (See page 104).



- 1 Verona Soft-Matte in Dust Grey is contrasted with the warm tones of the open shelves and worktop in Light Oak timber.
- 2 Tall housing units and integrated wall appliances can work perfectly to create more space in your kitchen.

Handle: K1-148 (See page 97).

Internal Solutions

From dark, hard to reach corners to awkward pieces of cookware, we offer a range of indispensable internal solutions so you can be free to enjoy an extremely well organised kitchen.

Choose from a selection of corner storage and integrated pull-out bins, all designed to provide you with practical, functional options without compromising on the overall look of your kitchen.



CORNER STORAGE

With the natural shape of our homes, corner cupboards aren't something we can escape. Turn those dark, hard to reach spaces into practical, easy to reach areas with our cleverly designed corner pull-outs.

The Arco corner solutions offer effortless opening and ultimate practicality. Each tray swings gracefully out of the cabinet completely and independently. A high load capacity makes them suitable for housing heavy pots and pans, crockery or even small kitchen appliances. Available as a standard self-closing system or as a 'soft-closing' and 'soft-opening' model.

ARCO LINEA



Arco Linea features Anthracite flat rails with Anthracite non-slip base.

ARCO COMPACT



Arco Compact features Chrome round wire rails with White non-slip base.

PULL-OUT BINS

Keep your floorspace clutter-free and ensure your kitchen remains clean, tidy and hygienic with one of our cleverly concealed integrated bins, a real benefit for smaller kitchen spaces.

Depending on the size of your household, we offer a range of soft-close pull-out bins with one or more compartments ranging from 21 litre capacity to an enormous 86 litres! Available in Beige and Anthracite finishes.



Pull-out bin in Anthracite and Silver Steel shown as a 64 litre capacity option, featuring 2 x 24 litre bins and 2 x 8 litre bins suitable for 600mm wide cabinets.



Pull-out bin in Anthracite and Silver Steel available in 48 litre capacity option, featuring 2 x 24 litre bins suitable for 450/500mm wide cabinets.

LED Lighting

A carefully considered kitchen lighting scheme can completely transform the look and feel of your space. From prepping a meal for the family, to entertaining friends around the table, your choice of lighting not only sets the mood, but it can also enhance key design features within the kitchen itself. We offer a range of LED lighting solutions to meet both your practical and aesthetic needs.



COLOUR TEMPERATURES

LED's are available in two colour temperatures, Warm White and Natural White. The colour you choose can have a major impact on the overall look and feel of your kitchen space.



Warm White emits a yellow tone and naturally brings out the softer tones in painted kitchens with timber worktops and traditional tile finishes.



Natural White gives a cool crisp effect and enhances more modern kitchens with gloss, concrete and stainless steel finishes.

TASK LIGHTING

Sufficient lighting is a must in task based areas where hobs, sinks and even worktops are in use, as this aids safe cooking, washing and prepping. A range of LED options are available in aluminium and an on-trend matte black finish.



Under cabinet LED lighting in a trendy matte black finish transforms open oak shelving into a unique design feature.

MOOD LIGHTING

Lighting that creates ambience in a kitchen setting can provide the most stunning effect and can transform a kitchen space better than anything else. Opt for recessed LED lighting under worktops, concealed above wall cabinets or even along the bottom of base units.



Effective under cabinet lights used in open shelves and cabinetry combined with LED strip lighting installed underneath the worktop surface of an island are clever ways to create the perfect atmospheric mood.

Kitchen Ranges

(at a glance)



LAWLEY
Style: narrow shaker
Finish: ash painted

EXPRESS COLOURS

Porcelain	Light Grey	Stone
Dust Grey	Heritage Green	Marine
Graphite		



HARTLAND
Style: narrow shaker
Finish: smooth matte painted

EXPRESS COLOURS

Porcelain	Light Grey	Heritage Green
Marine		



HEREFORD
Style: shaker with sloped edge & v-groove
Finish: smooth matte foil

EXPRESS COLOURS

Porcelain	Light Grey	Cashmere
Dust Grey	Indigo	Graphite



WELLINGTON
Style: shaker with integrated handle
Finish: ash painted

EXPRESS COLOURS

Light Grey	Heritage Green	Graphite
------------	----------------	----------



SENNA
Style: raised centre panel
Finish: ash painted or light oak

EXPRESS COLOURS

Light Oak	Ivory
-----------	-------



LINWOOD
Style: shaker with sloped edge & v-groove
Finish: ash effect foil

EXPRESS COLOURS

Porcelain	Ivory	Mussel
Light Grey	Cashmere	Dust Grey
Heritage Green	Indigo	Graphite



MADISON
Style: shaker with v-groove
Finish: ash painted or light oak

EXPRESS COLOURS

Light Oak	Porcelain	Ivory
Mussel	Light Grey	Sage Green
Stone	Dust Grey	Marine



LAMORNA GLOSS
Style: slab with integrated J-handle
Finish: polyurethane high gloss

EXPRESS COLOURS

White	Porcelain	Light Grey
Cashmere	Dust Grey	Graphite



LAMORNA MATTE
Style: slab with integrated J handle
Finish: smooth matte painted

EXPRESS COLOURS

White	Porcelain	Light Grey
Cashmere	Dust Grey	Marine
Graphite		



SORRENTO BEADED
Style: shaker with internal bead
Finish: ash painted or light oak

EXPRESS COLOURS

Light Oak	Porcelain	Ivory
Mussel	Light Grey	Sage Green
Stone	Dust Grey	Marine



VERONA GLOSS
Style: slab
Finish: high gloss polyurethane

EXPRESS COLOURS

White	Porcelain	Light Grey
Cashmere	Dust Grey	Graphite



VERONA SOFT-MATTE
Style: slab
Finish: PET foil

EXPRESS COLOURS

White	Porcelain	Light Grey
Cashmere	Dust Grey	Indigo
Graphite		

Handle Choices

Choosing the right handles is a small but all-important decision that will transform your kitchen's appearance. Consider the variety of finishes, from luxurious brass and chrome to the neutral warmth of nickel or the stark contrast of black. Embrace the diverse design options with round or square knobs; shapely cups and textured bar handles to name a few. Whether you are aiming for timeless elegance or that contemporary chic aesthetic; our extensive range will ensure your vision is brought to life.





Knob with Backplate

- 1 Chrome K1-180
- 2 Brushed Nickel K1-179

Cup with Backplate

- 3 Pewter K1-176
- 4 Chrome K1-175
- 5 Brushed Nickel K1-174

- 6 Brass K1-320
- 7 Pewter K1-173
- 8 Chrome K1-172
- 9 Brushed Nickel K1-171
- 10 Brass K1-319

Slimline Bow Handle

- 11 Chrome K1-177

Cup with Backplate

- 12 Brushed Nickel K1-178
- 13 Chrome K1-311
- 14 Brushed Satin Nickel K1-308

Square Knob

- 15 Chrome K1-309

- 16 Brushed Satin Nickel K1-306

D-Handle

- 17 Chrome K1-310
- 18 Brushed Satin Nickel K1-307



Round Knob

- 1 Pewter K1-170
- 2 Chrome K1-169
- 3 Brushed Nickel K1-269
- 4 Satin Brass K1-267
- 5 Antique Copper K1-268
- 6 Oak K1-113

Round Cup Handle

- 7 Chrome K1-315
- 8 Brushed Nickel K1-272
- 9 Satin Brass K1-270
- 10 Antique Copper K1-271

Block D-Handle

- 11 Bright Chrome K1-145
- 12 Brushed Nickel K1-146

D-Handle

- 13 Chrome K1-187
- 14 Brushed Nickel K1-317
- 15 Satin Brass K1-318
- 16 Brushed Copper K1-201

Rounded D-Handle

- 17 Chrome K1-316
- 18 Brushed Nickel K1-266

- 19 Satin Brass K1-264
- 20 Antique Copper K1-265

Rectangular Knob

- 21 Chrome K1-314
- 22 Brushed Nickel K1-263
- 23 Satin Brass K1-261
- 24 Antique Copper K1-262



Bow Handle

- 1 Pewter
K1-154
- 2 American Copper
K1-152
- 3 Brushed Satin
Brass
K1-303
- 4 Polished Nickel
K1-153

Round Knob

- 5 Pewter
K1-160
- 6 American Copper
K1-158

- 7 Brushed Satin
Brass
K1-301
- 8 Polished Nickel
K1-159

Round Cup

- 9 Polished Nickel
K1-156
- 10 Pewter
K1-157
- 11 Brushed Satin
Brass
K1-302
- 12 American Copper
K1-155

Stepped D-Handle


- 13 Mirror Polished
K1-202
- 14 Silk Polished
K1-204
- 15 Polished Brass
K1-205
- 16 Brushed Brass
K1-203
- 17 Matte Black
K1-206

Knob on Backplate

- 18 Chrome
K1-312
- 19 Brushed Satin
Brass
K1-313

Block D-Handle

- 20 Chrome
K1-325
- 21 Brushed Nickel
K1-326



Elongated Cup

- 1 Polished Nickel
K1-195
- 2 Brushed Satin
Nickel
K1-197
- 3 Brushed Satin
Brass
K1-304
- 4 American Copper
K1-196

Round Knob

- 5 Polished Nickel
K1-198

- 6 Brushed Satin
Nickel
K1-200
- 7 Brushed Satin
Brass
K1-305
- 8 American Copper
K1-199

Square Cup Handle

- 9 Polished Nickel
K1-191
- 10 Polished Nickel
K1-193
- 11 Polished Brass
K1-192

- 12 Polished Brass
K1-194

D-Handle

- 13 Brushed Nickel
K1-52
- 14 Brushed Nickel
K1-53

Rounded D-Handle

- 15 Bright Chrome
K1-165
- 16 Inox
K1-166

Modern Bow Handle

- 17 Bright Chrome
K1-147
- 18 Brushed Nickel
K1-148



Round Knob

- 1 Inox Look K1-219
- 2 Antique Brown K1-218
- 3 Matte Black K1-220

D-Handle

- 4 Inox Look K1-215
- 5 Antique Brown K1-214
- 6 Matte Black K1-216

Oval Knob

- 7 Bright Chrome K1-207
- 8 Inox Look K1-209
- 9 Antique Brown K1-208
- 10 Matte Black K1-210

Square Knob

- 11 Satin Nickel K1-257
- 12 Black Nickel K1-258

Square D-Handle

- 13 Satin Nickel K1-259
- 14 Black Nickel K1-260

Square Cup Handle

- 15 Satin Nickel K1-255
- 16 Black Nickel K1-256

D-Handle

- 17 Brushed Nickel K1-388
- 18 Brushed Brass K1-386
- 19 Matte Black K1-387

Square Knob

- 20 Antique Brass K1-223

Rectangular Knob

- 21 Antique Brass K1-221



Square Cup

- 1 Bright Nickel K1-357
- 2 Antique Brass K1-359
- 3 Matte Black K1-361

D-Handle

- 4 Bright Nickel K1-358
- 5 Antique Brass K1-360
- 6 Matte Black K1-362

Round Cup

- 7 Inox K1-350
- 8 Antique Brown K1-349
- 9 Antique Grey K1-348
- 10 Brushed Nickel K1-324
- 11 Brushed Nickel K1-323

Classic Bow Handle

- 12 Antique Brass K1-61

Bow Handle

- 13 Antique Copper K1-225
- 14 Antique Brass K1-226
- 16 Pewter K1-99

Round Knob

- 15 Pewter K1-104



Knurled Bar

- 1 Brushed Nickel K1-370
 - 2 Antique Brushed Brass K1-364
 - 3 Matte Black K1-367
 - 4 Antique Brushed Brass K1-365
- Also available in:
Brushed Nickel K1-371
Matte Black K1-368

Knurled T-Bar

- 5 Brushed Nickel K1-369
- 6 Antique Brushed Brass K1-363
- 7 Matte Black K1-366

Knurled Bar with Backplate

- 8 Antique Brass K1-328
- 9 Antique Brass K1-329

- 10 Matte Black K1-331
- 11 Matte Black K1-332

Knurled T-Bar with Round Backplate

- 12 Antique Brass K1-327
- 13 Matte Black K1-330

Bar Handle

- 14 Brushed Nickel K1-321
- 15 Brushed Nickel K1-322



Square Bar Handle

- 1 Chrome K1-379
- 2 Brushed Nickel K1-385
- 3 Brushed Brass K1-381
- 4 Matte Black K1-383

Square T-Bar

- 5 Chrome K1-378
- 6 Brushed Nickel K1-384

- 7 Brushed Brass K1-380
- 8 Matte Black K1-382

Fluted T-Bar

- 9 Brushed Nickel K1-376
- 10 Antique Brushed Brass K1-372
- 11 Matte Black K1-374

Fluted Bar Handle

- 12 Brushed Nickel K1-377
- 13 Antique Brushed Brass K1-373
- 14 Matte Black K1-375

Block Bar Handle


- 15 Brushed Nickel K1-184

Modern Bow

- 16 Brushed Chrome K1-86

Slimline D-Handle

- 17 Polished Chrome K1-164



Round Flat Knob

- 1 Inox Look
K1-274
- 2 Brushed Brass
K1-273
- 3 Brushed
Anthracite
K1-275
- 4 Brushed Black
K1-276

Square D-Handle

- 5 Inox
K1-278
- 6 Brushed Brass
K1-277

- 7 Brushed
Anthracite
K1-279
- 8 Brushed Matte
Black
K1-280

T-Bar

- 9 Inox
K1-353
- 10 Brushed Brass
K1-351
- 11 Brushed Matte
Black
K1-355

Bar Handle

- 12 Inox
K1-354
- 13 Brushed Brass
K1-352
- 14 Brushed Matte
Black
K1-356

Trim Handle

- 15 Inox
K1-336
- 16 Brushed Brass
K1-334
- 17 Brushed Matte
K1-338

- 18 Inox Look
K1-335
- 19 Brushed Brass
K1-333
- 20 Brushed Matte
Black
K1-337



Trim Handle

- 1 Inox
K1-344
Also available in:
Brushed Brass
K1-341
Matte Black
K1-347
- 2 Inox
K1-342
- 3 Inox
K1-343

- Also available in:
Brushed Brass
K1-340
Matte Black
K1-346
Brushed Brass
K1-339
Matte Black
K1-345
2 sizes available
in handles 10-13:
10 Chrome
K1-241/244
Matte Black
K1-248/351

- 12 Chrome
K1-227/230
- 13 Matte Black
K1-234/237

Slimline D-Handle

- 6 Brushed Nickel
K1-393
- 7 Brushed Brass
K1-389
- 8 Matte Black
K1-391

- 9 Matte Black
K1-392
Also available in:
Brushed Nickel
K1-394
Brushed Brass
K1-390

HANDLELESS RAILS

Complementary or contrasting, whatever your personality you can create a true handleless kitchen that's as striking as it is sleek; with rails available in a selection of finishes.



Aluminium



Brass



Graphite



FURNITURE LEGS

Our furniture legs have been specially selected to enhance the wide range of complementary furniture pieces that can be created to enhance your living space and lifestyle.

AY-1LEGBRUSHED
Brushed Chrome



AY-1LEGPOLISHED
Polished Chrome



AY-1LEGBRASS
Antique Brass



KITCHEN CARE & MAINTENANCE

With appropriate care and maintenance, our kitchen doors and components are designed to provide years of reliable service. To keep it in the best possible condition, please follow the simple guidelines below.

Kitchen frontals are designed for domestic use, we recommend that each area / cabinet in the kitchen is maintained within domestic temperature and humidity levels. We recommend a temperature range of 16°C - 24°C and a relative humidity range of 40% to 60%.

Please note your guarantee may be adversely affected if used for non-general domestic environments.

INSTALLATION ADVICE

Pre Installation

Ensure that all new-builds or newly plastered rooms have been left to environmentally stabilise prior to the installation of new kitchen doors. Kitchen doors must not be installed in a damp, or moisture-rich environment as it will cause undesirable movement in the joints and panels of the door. A hygrometer should be used to assess conditions.

To help minimise any potential damage to the kitchen whilst you are installing it, please read and adhere to the following instructions and recommendations:

- We would advise that you make an initial check to confirm that you have the correct quantity and size of fascias; you can do this by referring to the labels attached to the outer packaging.
- Ensure that you fully inspect each individual fascia prior to attaching the hinges. Claims for damage to the fascia will not be accepted after the hinges have been attached.
- Do not stack the doors on their ends on any hard surface; this can cause chipping and scratching along the edge of the fascia, especially on the handle edge of ranges with an integral handle. Prior to fitting, the fascias should be stored flat, ensuring that they are not resting on any dirt or debris that may damage or mark the finish.
- Take extreme care when stacking the fascias with hinges attached to ensure that the hinges do not mark other fascias. Do not lean the fascias against one another, or against any surface without proper protection in-between.
- You should take extreme care not to put the door down with excessive force on any edge, especially the handle edge, as this will cause crushing/impact damage on these edges.
- If the fascias are attached to the carcass, then you should carefully remove the fascias by unclipping the hinges and storing these flat in a clean safe environment away from your working area, utilising the packing materials from the units.
- Take extreme care when unpacking the fascias and do not use sharp blades to cut away the packaging.
- Where cutting/scribing décor panels and trim, you must use a sharp quality saw blade of the appropriate grade for fine-cutting, or a suitable router. Small chips can appear along the cut-edge, and so extra care must be taken to minimise the risk of chipping. Using a blunt or inappropriate saw blade will produce a poor finish, and this will not be covered by the guarantee.
- All cut edges should be sealed against moisture ingress using a suitable water-resistant sealant/adhesive prior to installation.

- When attaching the hinges, place the fascia face down on a soft, clean surface, ensuring that there is no grit, sawdust or other matter underneath that can damage the surface of the fascia whilst the hinges are attached. It is good practice to place a sheet of clean cardboard between the fascia and the flat surface prior to attaching the hinges.
- If the hinges are ‘knock-in’ type. Use a rubber mallet to knock the hinges into the fascia without using excessive force.
- Once the hinges have been attached to a door, hang the door on the unit straight away to avoid damage. Do not stack the doors with the hinges touching other doors, as this can cause scratches or marks to the other fascias.
- *On Painted Products* - Any fine chips along the cut edge should be smoothed with a fine grade sandpaper prior to fitting.
- All trims are supplied in long lengths and need to be cut down on site, using the appropriate tools.
- When fitting the plinth, ensure that you check the dimensions of any adjacent appliances. On occasion, the plinth may need to be pulled forward to ensure that it clears the front of the appliance. This can be achieved by fitting blocks using off-cuts to the rear of the plinth prior to attaching the plinth clips, to step the plinth forward from its normal position.

GENERAL CARE

Heat & Moisture

As with all kitchen furniture the most common problems found occur due to excessive or prolonged exposure to heat and/or moisture.

- Spills and condensation on fascia should be cleaned and dried immediately. Particular attention must be paid to the sink area and wet appliances as damage caused as a result is not covered by warranty.
- Dishwasher doors should not be opened mid cycle or immediately at the end of a cycle. Damage caused by the excess steam will not be covered by warranty.
- Appliances that create steam (e.g., steamer, coffee maker, kettle, steam mop, etc) should not be placed underneath cabinets or near units where condensation may form.
- Care must be taken when washing floors and worksurfaces to prevent liquid accumulating on or adjacent to plinth and panels. These areas should be dried thoroughly after cleaning.
- Appliances that generate excessive heat such as toasters, air fryers, microwave ovens, etc, should be correctly ventilated and not placed under or near kitchen units.

Light & Colour

The colour of doors and drawer fronts may appear mismatched in colour. This apparent mismatch is sometimes the effect of differing light conditions within your kitchen, (known as metamerism). To check your doors and fascia you should place them side by side in natural daylight for comparison.

Please note that after a period of time, it is normal for the colouring of kitchen units to mellow in colour. In particular, timber & light lacquered surfaces change colour have a certain tendency to “yellow with age.” This is not a manufacturing fault and is due to exposure

to light. The product material, finish and the intensity of exposure will affect the rate of change. Due to this, we advise that colour change is taken into consideration when replacing or fitting new doors sometime after the original kitchen has been installed, as replacements may not be an exact colour match. This also should be taken into consideration when choosing colours from samples and swatches and it is therefore recommended that samples/swatches are changed regularly.

Cleaning advice for all door types including Timber, Painted, Foil & Gloss

- Periodically clean the interior and exterior surfaces of the door using a soft, damp cloth. Wipe dry all surfaces after cleaning.
- Do not use wax-furniture polish, abrasive or aggressive cleaners, bleach, or other hypochlorite (chlorine) based cleaners, multipurpose cleaners, dilutes, acetone, alcohol, solvent, or similar products on the door, as this will damage the surface; additionally wax and polishes leave a residue build up that is difficult to remove. Only use a 5% soap, 95% water (liquid soap) solution, wiping with a damp (not wet) cloth, finally drying with a soft, clean cloth only.
- Do not expose the doors or panels to temperature in excess of 60°C (140°F) (approximately the temperature of washing up water).
- Dust with a soft cloth only.
- Never use any abrasive pads or abrasive cleaners of the furniture.
- If using glass cleaner to clean your glass doors be careful not to damage the finish of the door and cabinet parts while cleaning. Do not spray glass cleaner directly on to the glass or cabinet parts as this may discolour the finish of your kitchen cabinets. Instead, spray a small amount of cleaner on to a lint free cloth or paper towel then wipe the glass.
- Ensure all cooking splashes, spills and condensation on the fascias/ panels are wiped immediately with a damp cloth; and dried immediately.
- If the surface of the product is exposed to any oil-based substance (for example olive oil, butter, margarine or cooking oil), the spillage must be wiped away immediately to prevent staining.

Foil & High Gloss Finished Doors – additional care advice

Foil/Lacquer coated products are manufactured from the highest quality materials. Your gloss doors will come with a protective film over the front. You should remove this only after they are installed as the curing process continues for around 72 hours after the film is removed. This means the doors will be liable to scratching and other marks. You should avoid cleaning the doors for at least a few days to prevent any marks appearing on the surface.

Moisture: Please be careful not to puncture the foil/melamine lacquered surface of your panels. These should be kept dry to prevent moisture ingress.

Light: If the doors are supplied with a protective film on the face they must not be directly exposed to sunlight. Once installation is complete, carefully remove the protective film from the front of the fascia.


There are a number of products available which are designed for cleaning high gloss doors, but plain water can be used for

regular cleans. Always use a lint free soft cloth and use a circular motion to achieve a high buff. Micro-fibre cloths are perfect for achieving a high shine with little effort. High gloss doors may show fingerprints, which can be easily cleaned with a soft cloth.

Sanded (raw) Doors

Cleaning: sanded products are unfinished and therefore the care of these doors will depend on the type of finish applied, e.g., paint, stain, wax etc., see above for care guidance.





Merry Hill Showroom

21-22 Enterprise Trading Estate, Pedmore Road
Brierley Hill, DY5 1TX

Solihull Studio

880 Old Lode Lane, Solihull
West Midlands, B92 8NF

Leamington Spa

103 Warwick Street, Leamington Spa
Warwickshire, CV32 4RU

0330 175 5355

moodkitchens.co.uk